

Three Ways To Reduce Climate Risk

Working With Nature At Home

Heat And Flood Protection For areas not at risk of wildfire

Complete simple upgrades

Do-it-yourself, for under \$250



1 Maintain existing shade trees.



2 Grow plants climbing up your walls.



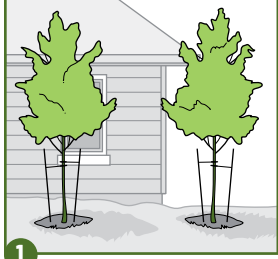
3 Green your balcony or deck with potted or hanging plants.



4 Join or start a community greening program.

Complete more complex upgrades

Work with a contractor, for over \$250



1 Plant new shade trees, along south, east, and west facing walls.



2 Convert paved areas to vegetation which absorbs less heat and more water.



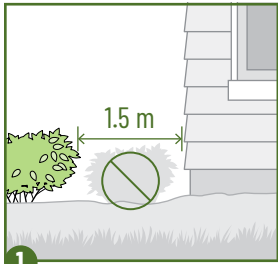
3 Install a rain garden to collect stormwater (at least 5 m from the foundation).



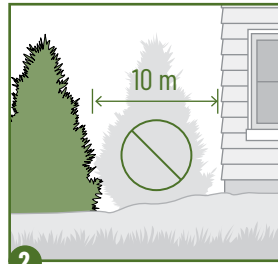
4 Install a green (vegetated) roof.

Note: Seek local advice on appropriate native species that will tolerate future climate conditions, and, in places at risk of wildfire, consider the FireSmart™ guidance below.

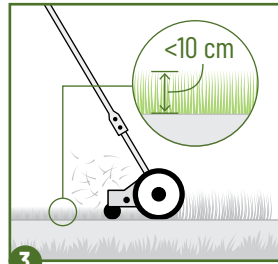
Wildfire Protection For areas at risk of wildfire



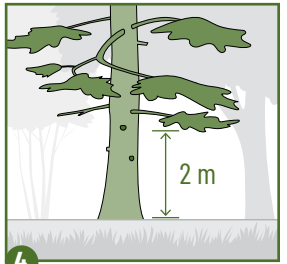
1 Remove all combustible ground cover (mulch and plants) within 1.5 m of the house perimeter.



2 Remove conifer trees that are within 10 m of the house.



3 Mow the lawn to <10 cm and plant low-growing, well-spaced shrubs and other fire-resistant plants.



4 Prune trees to create a 2 m clearance from the ground to the lowest tree branches.

Note: Not all actions will be applicable to each home. Completing these steps does not guarantee the prevention of fire.