

THREE LEVELS OF A FLOOD-READY COMMUNITY

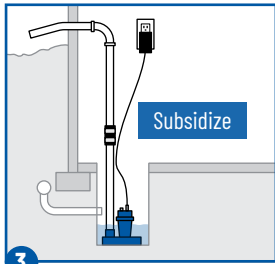
Level 1: Residential and Commercial Buildings



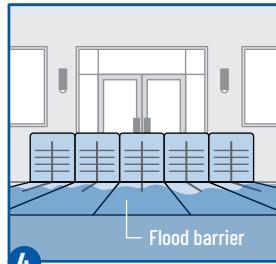
1 Provide user-friendly flood risk maps and scores to help homeowners and renters understand risk.



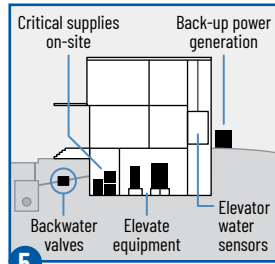
2 Provide infographics to help homeowners and renters reduce their flood risk.



3 Subsidize home flood protection measures (e.g., backwater valves, sump pumps, downspout disconnections).




4 Engage commercial real-estate property owners in flood resilience.

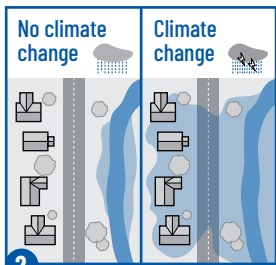


5 Mandate flood resilience measures for new homes, apartments and condos.

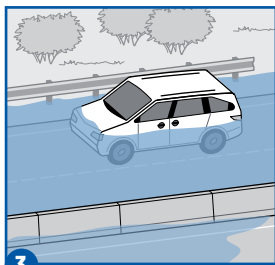
Level 2: Community-Based Flood Risk Management



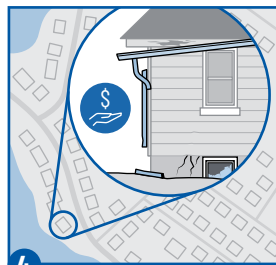
1 Conduct an annual flood risk check-up to assess and prepare for heavy rainfall, river, and coastal flooding.



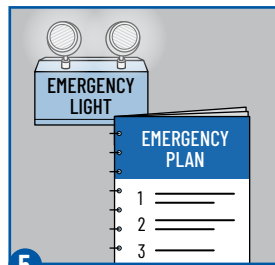
2 Assess how climate change is impacting intense rainfall, river and coastal flood hazards.



3 Identify critical infrastructure vulnerabilities (e.g., for water, transport, electricity supply) and implement risk reduction actions.

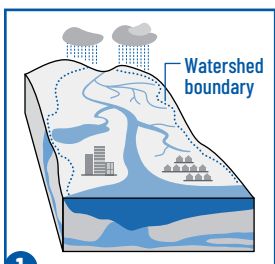


4 Determine where socio-economically vulnerable people may require additional adaptation support (e.g., financial assistance).



5 Implement and regularly update flood warning and communication systems, and emergency response plans (e.g., engage practice drills).

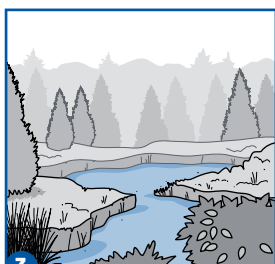
Level 3: Watershed and Shoreline Management



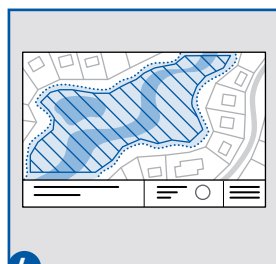
1 Assess wider influences on river and coastal flood risk to identify solutions that may be located outside of the community.



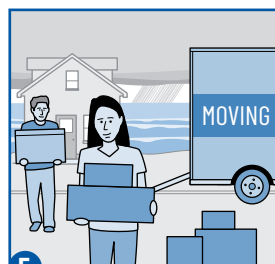
2 Engage with other communities and watershed planning organizations to develop strategic flood solutions.



3 Manage or restore existing natural assets to provide flood risk protection.



4 Do not develop on current and future river and coastal floodplains.



5 Work with property owners and encourage them to consider moving away from high-risk areas.

For more detailed guidance download the [Municipal Flood Risk Check-Up](#) and complete it once a year to identify progress and priorities.

