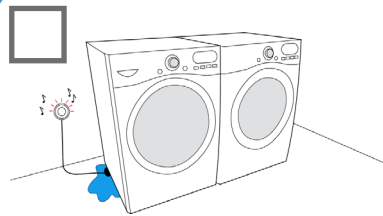
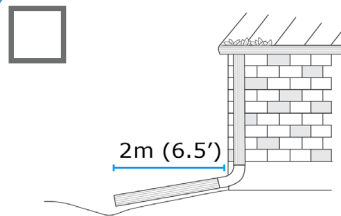


HOME FLOOD PROTECTION CHECKLIST FOR LANDLORDS AND TENANTS

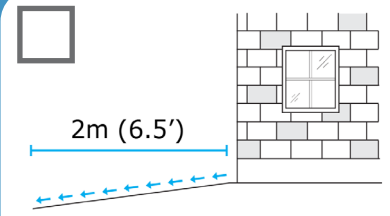
Landlord Flood Protection Action Items



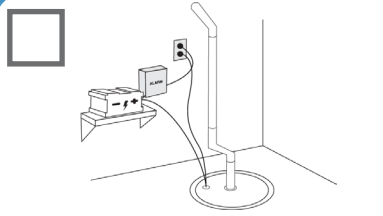
Install and maintain flood alarms



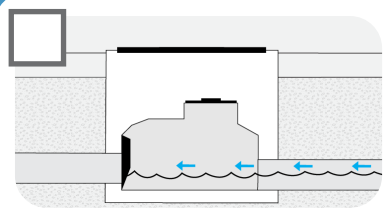
Clean eaves troughs & extend downspouts



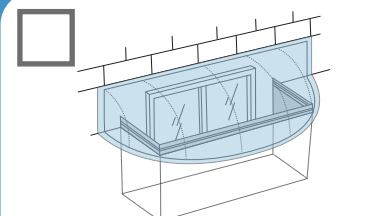
Correct grading around foundation



Test sump pump, install backup pump & power supply*



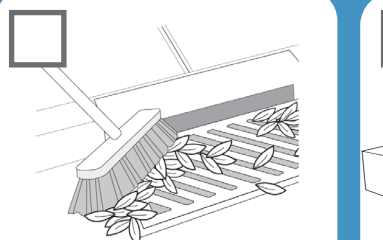
Install & maintain a backwater valve



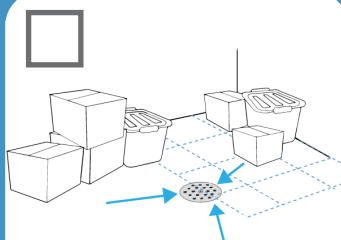
Install window well covers (where fire escape requirements permit)*

**Applicable only in homes with basements*

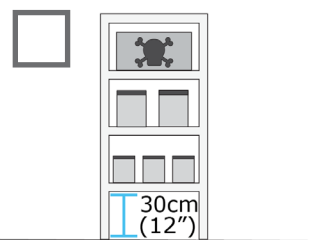
Tenant Flood Protection Action Items



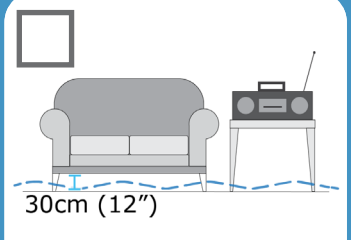
Remove debris from nearest storm drain or ditch & culvert



Keep floor drains clear



Store valuables and hazardous materials watertight containers




Select water resistant furnishings and store electronics off the floor

Note: Not all actions will be applicable to each home. Completing these actions does not guarantee the prevention of home flooding. Check with your municipality about permit requirements and the availability of flood protection subsidies.

HOME FLOOD PROTECTION MAINTENANCE CHECKLIST

Take these steps to reduce your risk of home flooding and reduce the cost of cleaning up after a flood.
(T) Actions applicable to tenants (L) Actions applicable to landlords

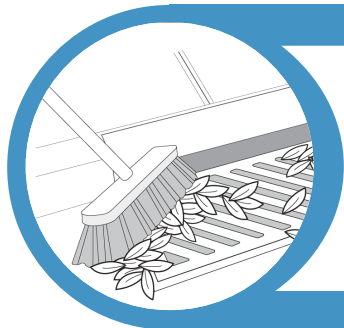
OUTSIDE YOUR HOME



Remove debris from eaves troughs and downspouts (L)

SPRING

FALL

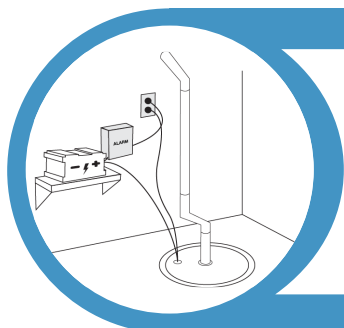


Remove debris from nearest storm drain or ditch & culvert (T)

SPRING

FALL

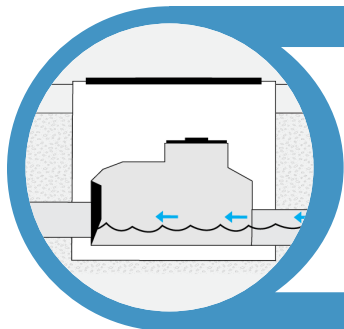
INSIDE YOUR HOME



Test sump pump, backup battery and alarm* (L)

SPRING

FALL



Clean backwater valve and test alarm (T)

SPRING

FALL

**Applicable only in homes with basements*

Note: Not all actions will be applicable to each home. Completing these actions does not guarantee the prevention of home flooding. Check with your municipality about permit requirements and the availability of flood protection subsidies.