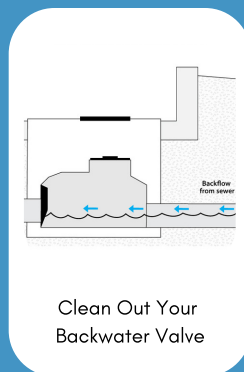
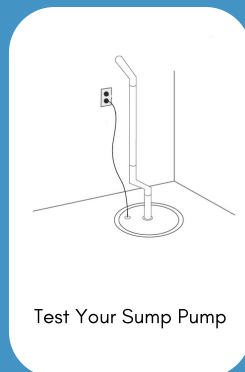
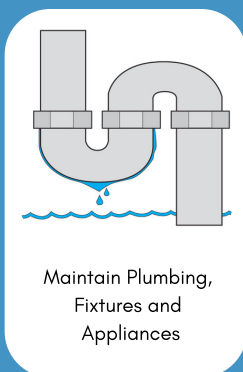


THREE STEPS TO COST-EFFECTIVE BASEMENT FLOOD PROTECTION

Complete these 3 steps to reduce your risk of basement flooding and lower the cost of cleanup if flooding occurs. For items listed under step 3 check with your municipality about any permit requirements and the availability of flood protection subsidies.


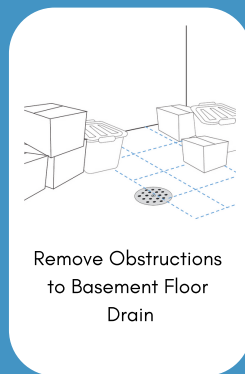

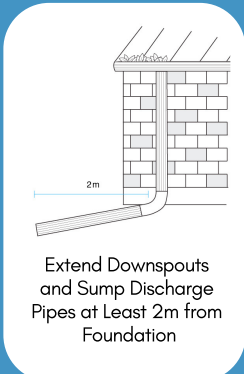
Step 1: Maintain What You've Got at Least Twice per Year

Do-It-Yourself
for \$0




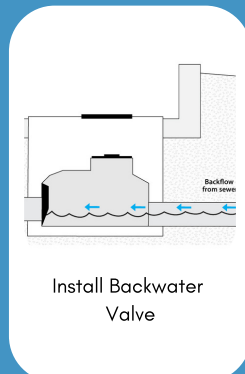
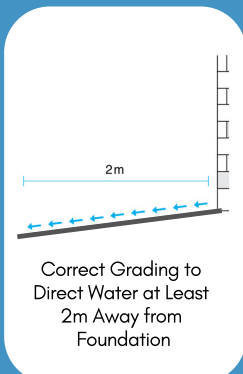
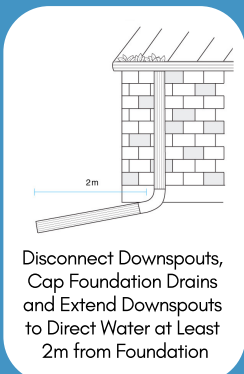
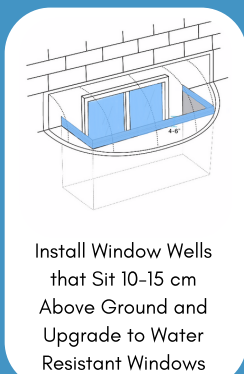
Step 2: Complete Simple Upgrades

Do-It-Yourself
for Under \$250



Step 3: Complete More Complex Upgrades

Work with a
Contractor for
Over \$250



Note: Not all actions will be applicable to each home. Completing these steps does not guarantee the prevention of basement flooding.