

Best Practices for Basement Flood Risk Reduction - Social Media Campaign -

Introduction:

The graphics and key messages enclosed reflect ten nationally recognized best practices for basement flood risk reduction.

The [Intact Centre on Climate Adaptation](#) welcomes you to [download these social media graphics](#) and share these messages as they are, or adapt them to help raise flood prevention awareness within your specific network.


You can find us on Twitter [@ICCA_Canada](#) and Facebook [@HomeFloodProtect](#).

For further information on the Home Flood Protection Program, please visit www.homefloodprotect.ca or contact: Intact.Centre@uwaterloo.ca

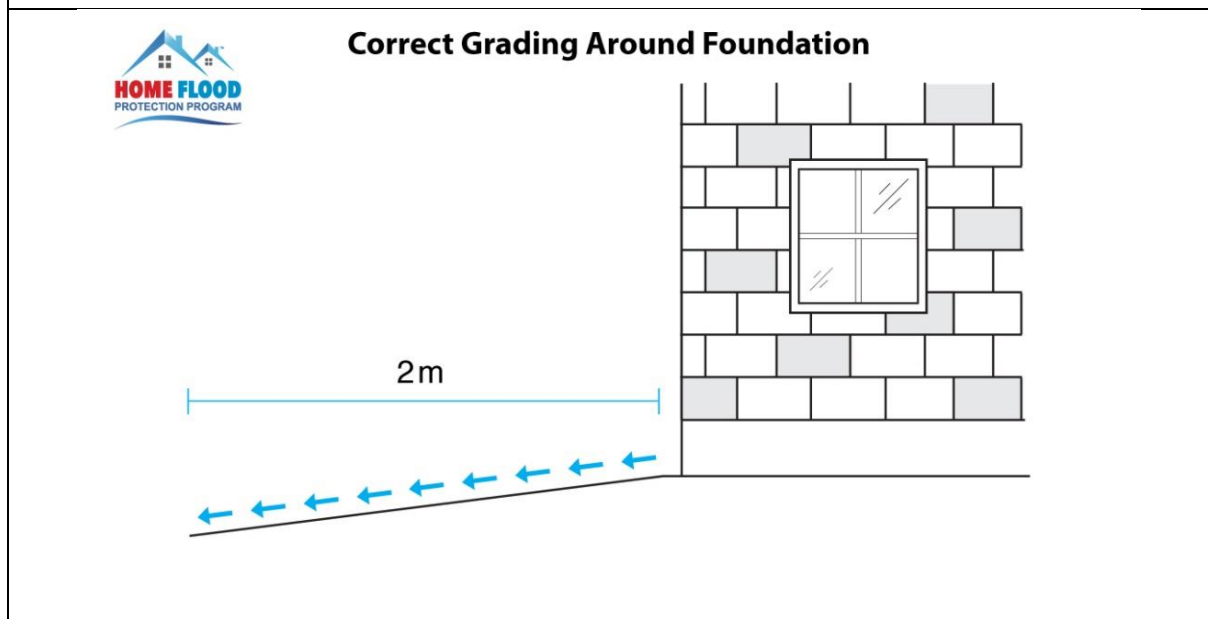
Sincerely,

The Home Flood Protection Program Team

**[Download Basement Flood Risk Reduction
Graphics Here](#)**



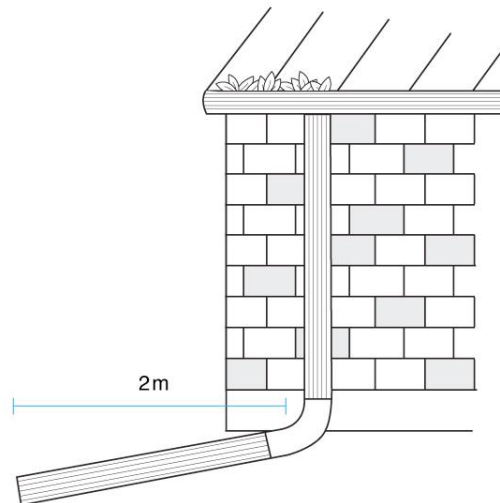
Clogged storm drains can cause water to pool on your property and flood your basement. Remove debris from your nearest storm drain regularly. Contact your municipality if water doesn't drain within 24 hrs. Visit www.homefloodprotect.ca for more flood prevention resources.



Poor grading can direct water into your basement through foundation cracks and damaged window seals. Correct grading to ensure that water flows at least 2m from foundation, or towards a drainage swale. Visit www.homefloodprotect.ca for more flood prevention resources.



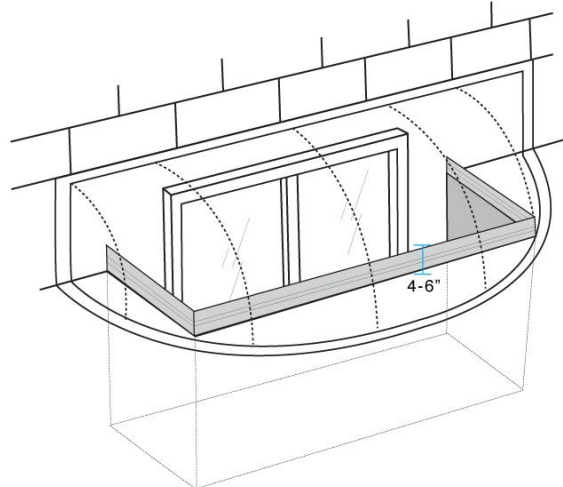
Clean Eaves Troughs & Extend Downspouts



Clogged eaves troughs and short downspouts can cause water to collect at your foundation and seep into your basement. Remove debris and extend downspouts at least 2m from foundation onto a permeable surface. Visit www.homefloodprotect.ca for more flood prevention tips.



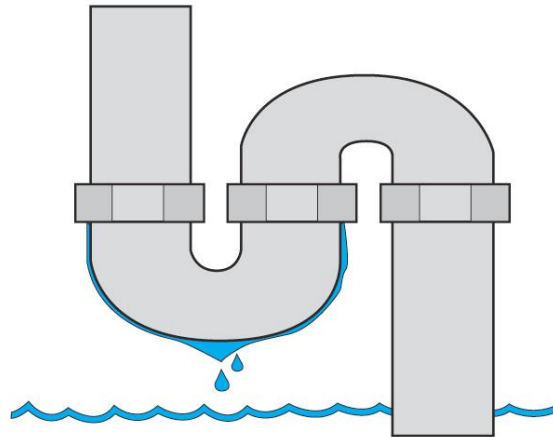
Install Window Wells & Covers



Water that pools against your windows can make its way into your basement. Install window wells that sit 4-6" above ground and are sealed at foundation. Consider installing window covers to further reduce risk. Visit www.homefloodprotect.ca for more flood prevention tips.




Maintain Plumbing Fixtures and Appliances



Leaky appliances and plumbing fixtures can cause extensive damage to your home. Check for leaks and signs of wear. Repair or replace items as needed. Consider installing flood alarms to reduce risk. Visit www.homefloodprotect.ca for more flood prevention tips.



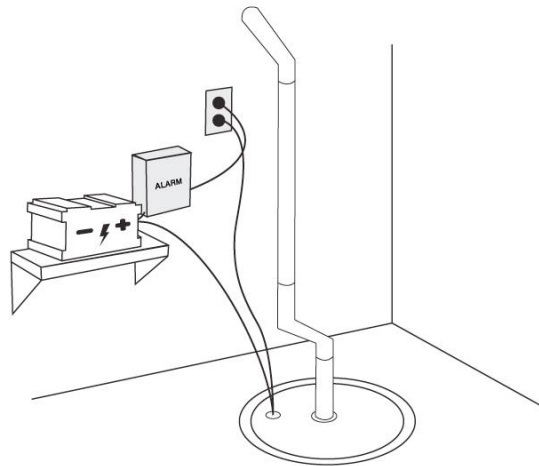
Install and Maintain Flood Alarms



Slow leaks often go unnoticed and can cause extensive damage to your home. Consider installing alarms on plumbing fixtures/appliances to alert you to moisture buildup. Ask your insurance rep about discounts for taking these actions. Visit www.homefloodprotect.ca for more tips.



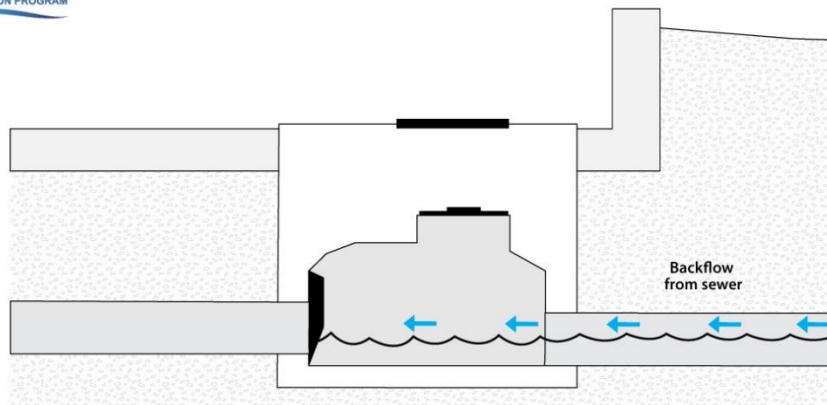
Test Sump Pump & Install Backup Power



Sump pump failure is a leading cause of basement flooding. Check your SP each season to ensure it's functioning properly. Install/maintain a backup battery to keep it functioning in the event of a power outage. Visit www.homefloodprotect.ca for more flood prevention tips.



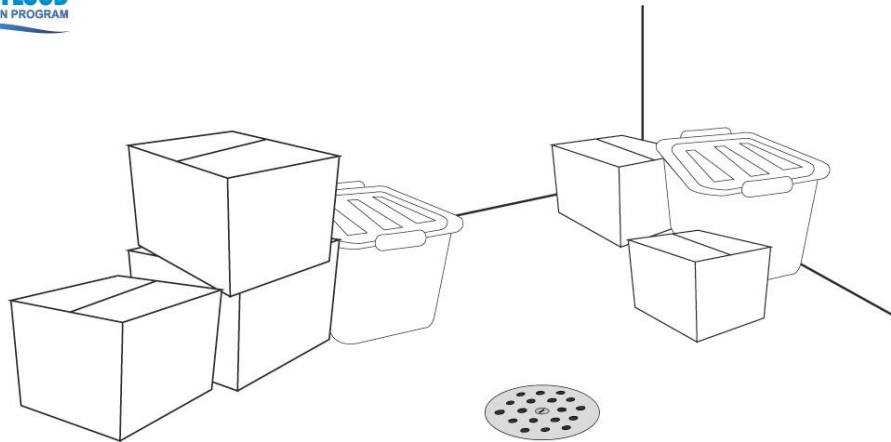
Install & Maintain a Backwater Valve



Backwater valves prevent sewage from backing into your home during extreme weather events. Check with your plumber to determine if a BV is right for your home. Clean your BV each season to prevent malfunction. Visit www.homefloodprotect.ca for more flood prevention tips.



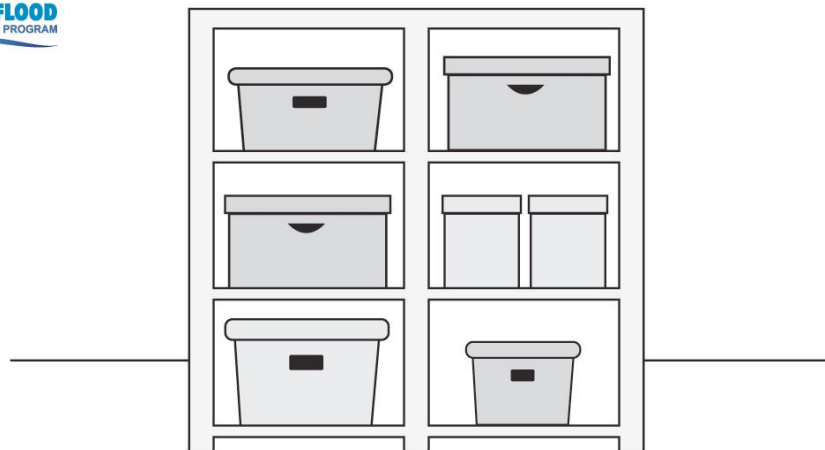
Keep Floor Drains Clear



A blocked floor drain will prevent water from exiting your basement during a flooding event. Remove any items that are blocking the flow of water to your floor drain. Remove debris from the drain as needed. Visit www.homefloodprotect.ca for more flood prevention tips.



Store Valuables in Watertight Containers



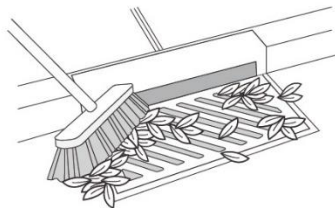
During a flood, all items stored in the basement are at risk of damage. Place valuables in watertight containers and raise off the floor to reduce risk. Tip: remove your most valuable items from the basement. Visit www.homefloodprotect.ca for more flood prevention tips.



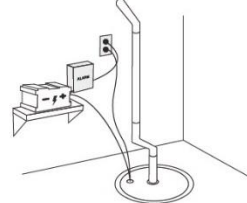
Top Actions to Reduce Your Risk of Basement Flooding

Reduce your risk of basement flooding by completing these important home upgrades and simple seasonal maintenance activities.

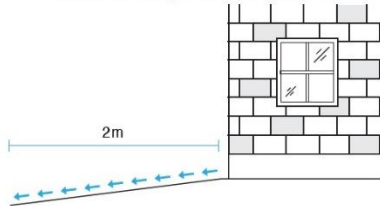
Remove Debris From Nearest Storm Drain



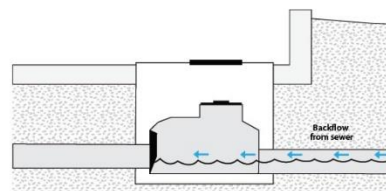
Test Sump Pump & Install Backup Power



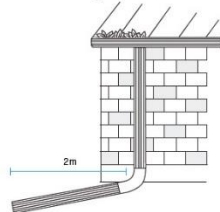
Correct Grading Around Foundation



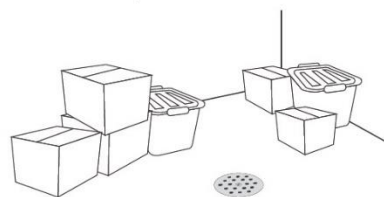
Install & Maintain a Backwater Valve



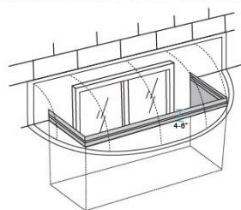
Clean Eaves Troughs & Extend Downspouts




Keep Floor Drains Clear



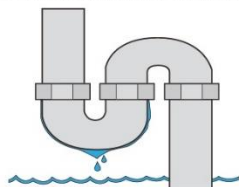
Install Window Wells & Covers



Store Valuables in Watertight Containers



Maintain Plumbing Fixtures and Appliances



Install and Maintain Flood Alarms

